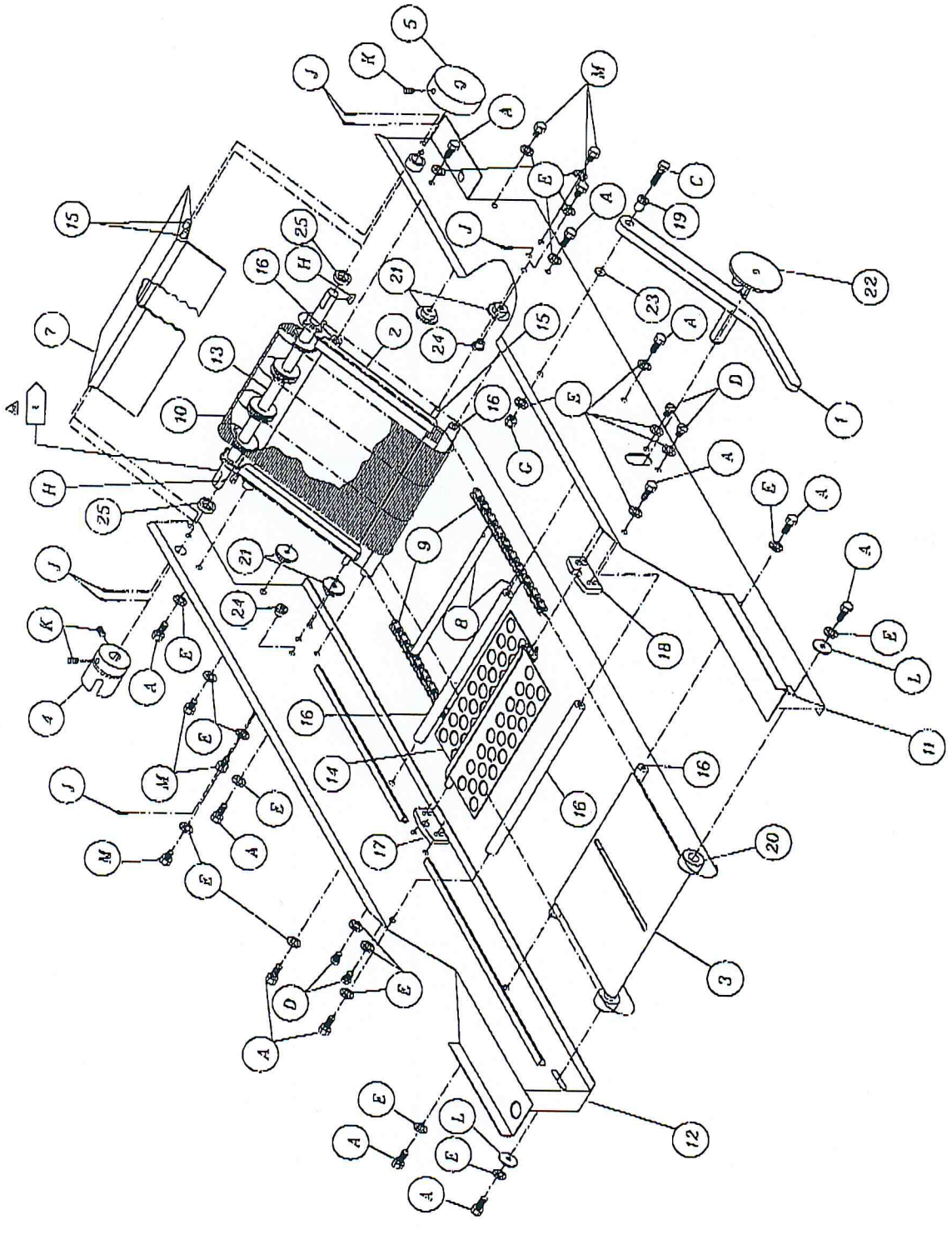


BILL OF MATERIAL

QTY.	PART NO.	DESCRIPTION
1	3812-0023	TURBID CAM W/OUT
1	MC-0313	ASSY. SLOTTED BELT SUPPORT PLATE
1	MC-0311	DRIP PLATE
3	MC-0311	ALUMINUM BRUSH PLATE-CP
1	MC-0087	CONVEXOR DRIVE COUPLING
1	MC-0013	SWING DEFLECTOR ROD DOWLING
6		
7		LEFT CHAMFER
8	MC-0048	TURBID BASE
9	MC-0029	TURBID CHARGER SPAN
10	MC-0021-135	EDGE WIRE BELT
11	MC-0013	ASSSEMBLY CONDUCTOR SIDE PANEL-FRONT
12	MC-0013	ASSSEMBLY CONDUCTOR SIDE PANEL-REAR
13	MC-0021-135	ASSSEMBLY CONDUCTOR DRIVE SHAFT
14	MC-0064	ASSEMBLY "V" ROLLER
15	MC-0029	SUPPORT SWIFT-1/4" DIA
16	MC-0029	TURBID SUPPORT SWIFT-1/2" DIA
17	MC-0029	TURBID SUPPORT SWIFT-1/4" DIA
18	MC-0029	TURBID JAM SUPPORT SADDLE
19	MC-0029	FLANGE BUSHING
20	MC-0029	SEMI-CIRCULAR BRUSH PLATE SHIRT
21	MC-0029	HOLD DOWN BUTTER
22	MC-0029	ASSEMBLY: TURBID CAM
23	MC-0029	DIAL SCREW COLLAR
24	MC-0029	HOLD DOWN BUTTON
25	MC-0029	CONDUCTOR BRUSH SHAFT SPACER

FASTENERS

A	12	MC-0029	1/4"-10 X 3/4" SCREW: P.L.C. HEAD W/CH
B	1	MC-0029	1/4"-10 X 1" SCREW: P.L.C. HEAD W/CH
C	1	MC-0029	1/4"-10 X 1" SCREW: P.L.C. HEAD W/CH
D	1	MC-0029	1/4"-10 X 1" SCREW: P.L.C. HEAD W/CH
E	1	MC-0029	1/4" WASHER: AERONAL TUBINEX
F	1	MC-0029	1/4" WASHER: AERONAL TUBINEX
G	1	MC-0029	1/4"-10 IMP. W/CH
H	1	MC-0029	1/4" W/CH
I	1	MC-0029	1/4" W/CH
J	1	MC-0029	1/4" W/CH
K	1	MC-0029	1/4" W/CH
L	1	MC-0029	1/4" W/CH
M	1	MC-0029	1/4" W/CH



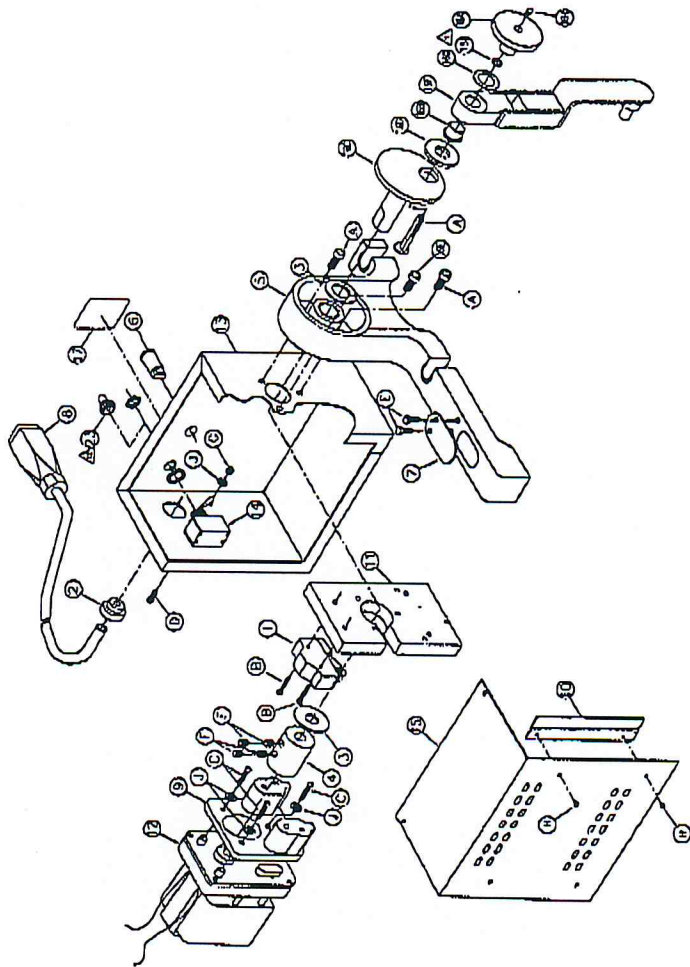
REV	NO	DATE	BY	CHK	DESCRIPTION
01	1	11/1/51	JCP		
02	1	11/7/51	JCP		CHANGE CITY & STATE

BELSHAW BROS., INC. SEA TLE, WASHINGTON
 107 007 2011 12:00 12 431-4303323

MAKE & COPY ASSY (3 3/4" SPACING)
 SEE B/BUM

ASSEMBLE NUMBER PLAYS ON THIS PMO

F. NO.	DESCRIPTION	REFERENCE	USED IN
044A	DOMESTIC 60-50 RPM	WAS MKV-1014	MK-1203A & B; DMK-2080CP; W10, II & V
044B	EXPORT/EE GP, 50 RPM	WAS MKV-1013	MK-1203C & D; DMK-2090CP; W11, II & V
044C	DOMESTIC 28 RPM	WAS MKV-1015	DBS USE MK-1044A
044E	EXPORT/EE, 26 RPM	WAS MKV-1016	DBS USE MK-1044B
044F	DOMESTIC 50 RPM	--	MK10C-2001
044G	EXPORT/EE, 50 RPM	--	MK10C-2001 (MKT)



ITEM NO.	QTY	REF	DESCRIPTION	PART NO.
1	1	REF	MICROSWITCH	0R42-0648
2	1	1	STRAIN RELIEF BUSHING, 7M-2, BLK	0R25-0616
3	1	1	FIBER WASHER	0R42-0157
4	1	1	CPM	MKV-0103
5	1	1	BEARING STRUT	MK-0025
6	1	REF	PLT LIGHT, YELLOW	PLT-0002
7	1	1	COVER PLATE	MK-0071
8	1	REF	SIGNAL CORD	MK-0606-4
9	1	REF	CUTTER HEAD SIGNAL CORD ASSEMBLY	PLU-0600-4
10	1	1	MOTOR MOUNTING PLATE - CLUTCH	MK-0210
11	1	2	CUTTER HEAD ENCLOSURE STIFFENER	MK-0212
12	1	1	MOTOR MOUNTING PLATE	MK-0215
13	1	1	BRAKE MTR. COME 8BK-115V, 50 RPM, EXPORT/EE	MTR-0065
14	1	REF	BRAKE MOTOR ASSEMBLY-115V, 50 RPM, DOMESTIC	MTR-0010
15	1	1	BRAKE MOTOR ASSEMBLY-115V, 26 RPM, EXPORT	MTR-0069
16	1	1	CUTTER HEAD ENCLOSURE ASSEMBLY	MK-0816
17	1	REF	TEMPERARY CONTACT TOGGLE SWITCH	10KV-0010
18	1	1	TOGGLE SWITCH	SWT-0001
19	1	1	CUTTER HEAD ENCLOSURE DRIVER	MKV-0101
20	1	1	POWER CRANK ASSY(INCLUDE ITEM 16A-16I)	U-1013
21	1	1	DIAL LOCK	U-0004
22	1	1	SLEEVE BEARING	U-0007
23	1	1	CRANK SHAFT ASSEMBLY	U-0020
24	1	1	DIAL	U-0048
25	1	1	DIAL SCREW	U-0049
26	1	1	CONNECTING ROD ASSEMBLY	U-1006
27	1	1	3/16 FLAT WASHER STAINLESS	903-7526
28	1	1	9-32 X 1/4 SLOTT TRUSS HEAD MACH SCR	903-0301
29	1	1	WASHER CONICAL	MKV-0121
30	1	1	FAN, GEARMOTOR	D42-0049F-P
31	1	1	ELEC COMP. CUTTER HEAD DOM. MKI & MKV	MK-1700
32	1	1	ELEC COMP. CUTTER HEAD MKI & MKV	MK-1706
33	1	1	ELEC COMP. CUTTER HEAD MKI EXP.	MK-1700-1
34	1	1	ELEC COMP. CUTTER HEAD MKI EXP.	MK-1700C-1
35	1	1	ELEC COMP. CUTTER HEAD MKI DOM/EXP/EE	MK-1700MM
36	1	1	LABEL CUTTER HD KIT. DOM. MK	904-0520
37	1	1	LABEL CUTTER HD KIT. EXP/EE. MK	904-0521
38	1	1	LABEL MARKING - STOCK	MK-0187
39	1	1	LABEL CE	LBL-0002
40	1	1	MULTIPLEX SEAL (TOGGLE SWITCH) AND P/SEAL	CR42-0318

ITEM NO.	QTY	REF	DESCRIPTION	FASTENERS
41	3	3	10-24 X 1/2 SOCKET CAP SCREW	903-0619
42	2	2	6-32 X 1 ROUND HEAD MACHINE SCREW	903-0380
43	3	3	10-32 X 1/2 ROUND HEAD SLIDED MACHINE SCREW	903-0710
44	1	1	10-24 X 3/8 SECURITY SCREW	903-0404
45	2	2	10-24 X 3/8 HEX HEAD MACHINE SCREW	903-0501
46	4	4	1/4-20 X 1/8 MELLOW POINT SET SCREW	903-0850
47	1	1	10-24 HEX NUT	903-5100
48	4	4	RHEF	903-0703
49	4	4	#10 INTERNAL TOOTH LOCKWASHER	903-7512

NOTES:
 1. MKC: SERIAL #W1,11-01
 MKD: SERIAL #W1,000-04
 MKIC: SERIAL #W1,00-01
 MKIV: SERIAL #200-01
 MKV: SERIAL #1,000-04
 MKVI: SERIAL #W1,065-04

SEE MKCH-4000 FOR ELECTRICAL DIAGRAM

SEATTLE, WASHINGTON

BELSHAW BROS. INC.

AN EXPANDED PART LINE ABOUT THE ENTIRE RANGE OF BELSHAW PRODUCTS

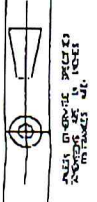
DATE	REV	BY	CHKD	QTY	REF	LOC
8/15/83	1	LOP				
11/27/81	1	LOP				

GM 1000-00-13000

NOTES:

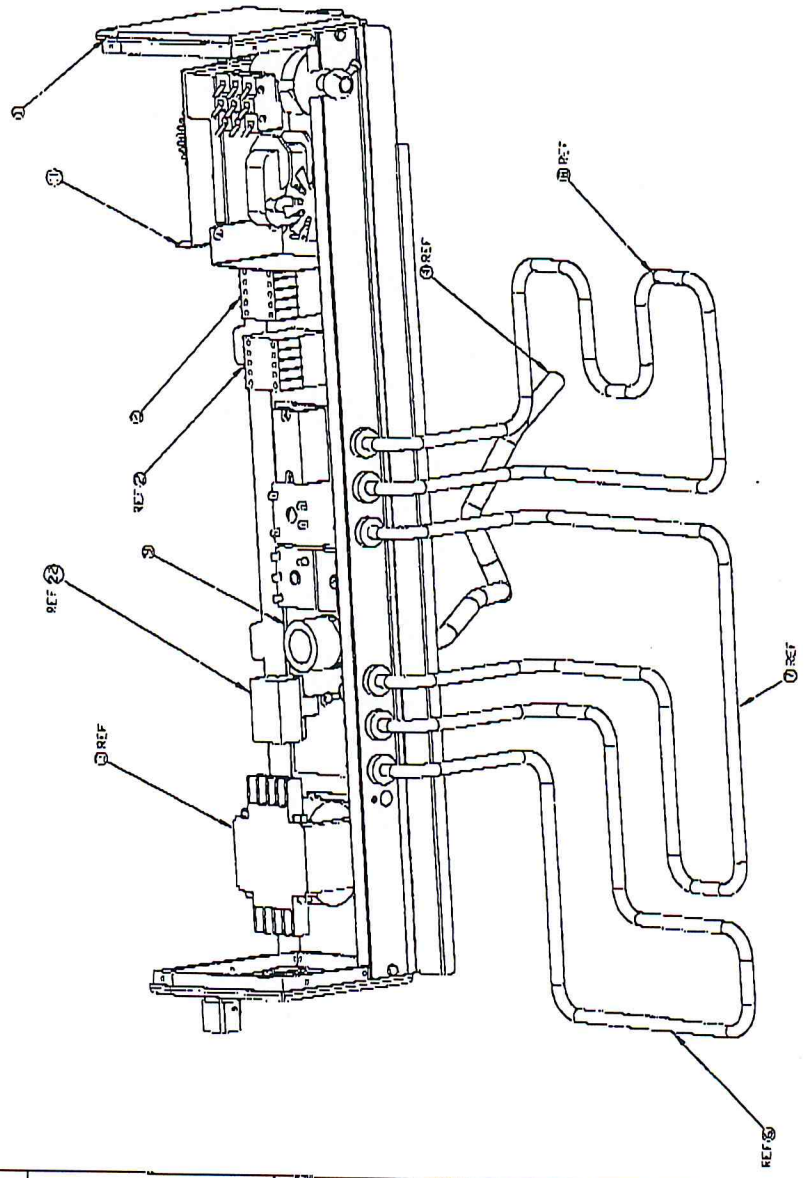
- 1. W/D: MK-4330 (CELL-B)
- 2. MK-0780GP (CEM PRODUCER)
MK-0780 (STANDARD)

BELSHAW BROTHERS, INC.
SEATTLE, WASHINGTON



REV	DATE	BY	CHK	APP
01	5/13/74	LUP	SR	

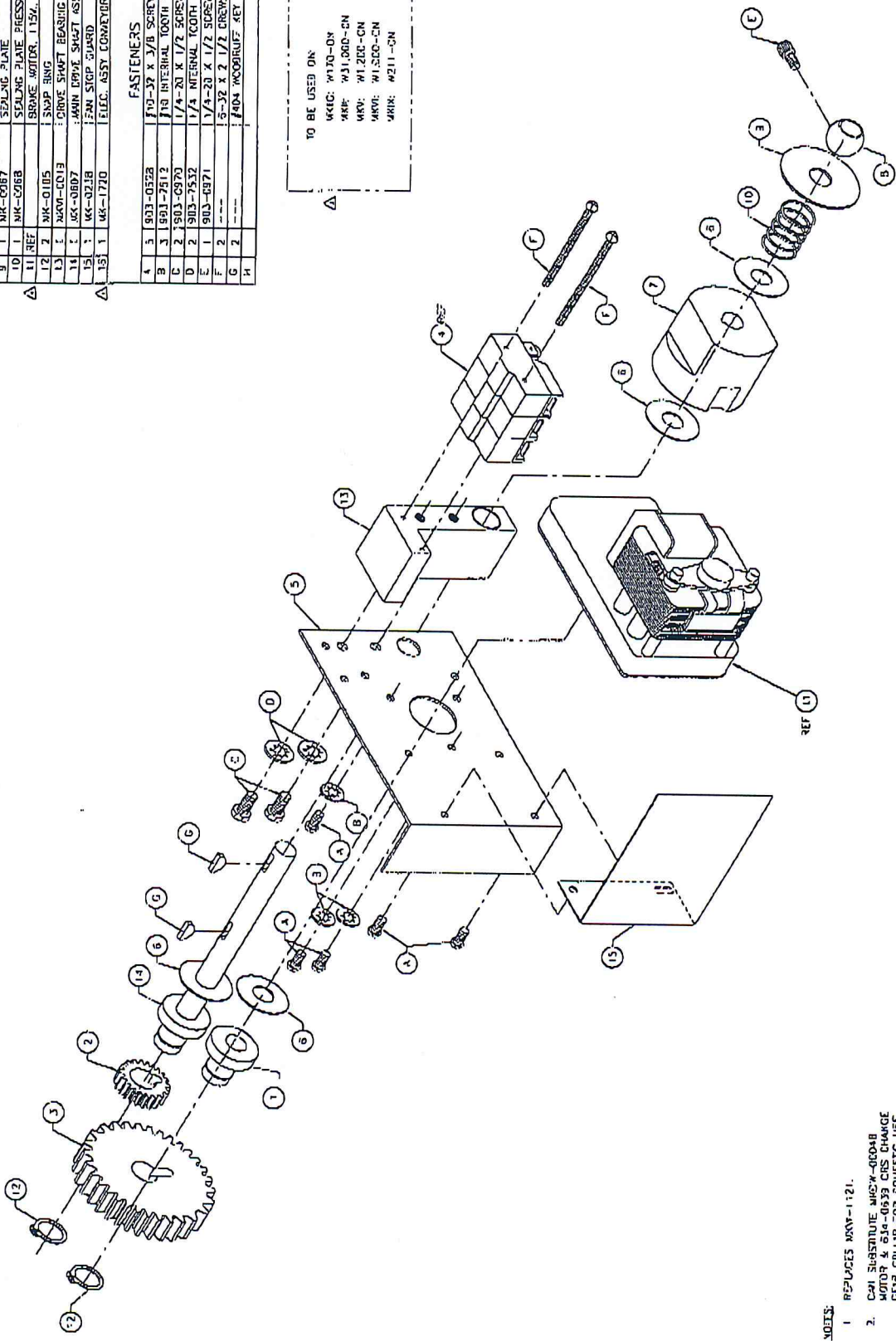
ITEM NO.	QTY	DESCRIPTION	UNIT
1	1	BEARING	
2	1	BEARING	
3	1	BEARING	
4	1	BEARING	
5	1	BEARING	
6	1	BEARING	
7	1	BEARING	
8	1	BEARING	
9	1	BEARING	
10	1	BEARING	
11	1	BEARING	
12	1	BEARING	
13	1	BEARING	
14	1	BEARING	
15	1	BEARING	
16	1	BEARING	
17	1	BEARING	
18	1	BEARING	
19	1	BEARING	
20	1	BEARING	
21	1	BEARING	
22	1	BEARING	
23	1	BEARING	



THE INFORMATION CONTAINED IN THIS DRAWING IS THE SOLE PROPERTY OF BELSHAW BROTHERS, INC. ANY REPRODUCTION IN WHOLE OR IN PART WITHOUT THE WRITTEN PERMISSION OF BELSHAW BROTHERS, INC. IS PROHIBITED.

BILL OF MATERIAL		QTY	PART NO	DESCRIPTION
1	1	1	4K0M-0308	CHANGE GEAR COLLAR
2	1	1	0342-0245-205	CHS CHANGE GEAR-20 TOOTH
3	1	1	0342-0245-305	CHS CHANGE GEAR-30 TOOTH
4	1	1	1K1K-0205	WATER SWITCH
5	1	1	1K1K-0205	COMBUSTION FRAME MOUNTING PLATE
6	1	1	0342-0137	FIBER WASHER
7	1	1	1K1K-0019	SIGNAL CAM
8	1	1	1K1K-0045	WIPER DRIVE SHAFT COUPLING
9	1	1	1K1K-0087	SEALING PLATE
10	1	1	1K1K-0268	SPRING PLATE PRESSURE SPRING
11	REF	1	1K1K-0105	BRAKE MOTOR 115V. 50/60Hz. 8 RPM
12	2	1	1K1K-0105	SWAP BRG
13	1	1	1K1K-0013	CURVE SHAFT BEARING BLOCK
14	1	1	1K1K-0087	MAIN DRIVE SHAFT ASSEMBLY
15	1	1	1K1K-0218	FAN STOP GUARD
16	1	1	1K1K-1720	ELEC. ASSY CONVERTER BRGE
FASTENERS				
A	3	1	903-0322	F10-32 X 3/8 SCREW; SLOTTED RD HEAD WASH
B	3	1	1903-2512	F10 INTERNAL TOOTH LOCK WASHER
C	2	1	1903-0970	1/4-20 X 1/2 SCREW; HEN HEAD WASH
D	2	1	1903-7532	1/4 INTERNAL TOOTH LOCK WASHER
E	1	1	903-0971	1/4-20 X 1/2 SCREW; SOCKET HEAD WASH
F	2	1	---	5-32 X 2 1/2 DREW; RD HEAD WASH
G	2	1	---	F004 WOODRUFF KEY

TO BE USED ON:
 W40C: W170-CN
 W40F: W11000-CN
 W40V: W1200-CN
 W40W: W1500-CN
 W40X: W211-CN



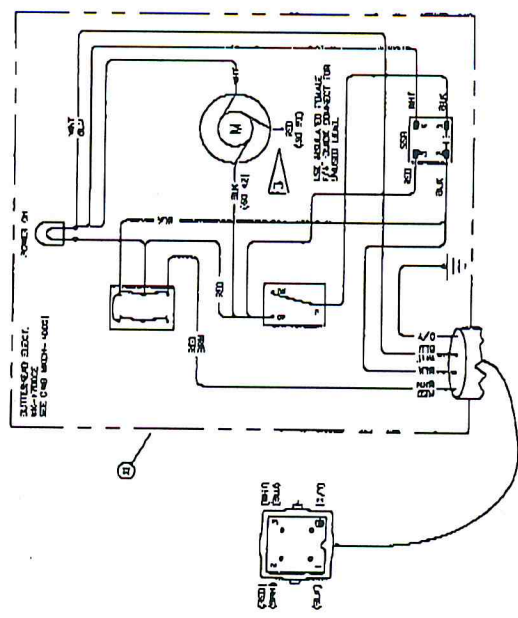
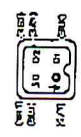
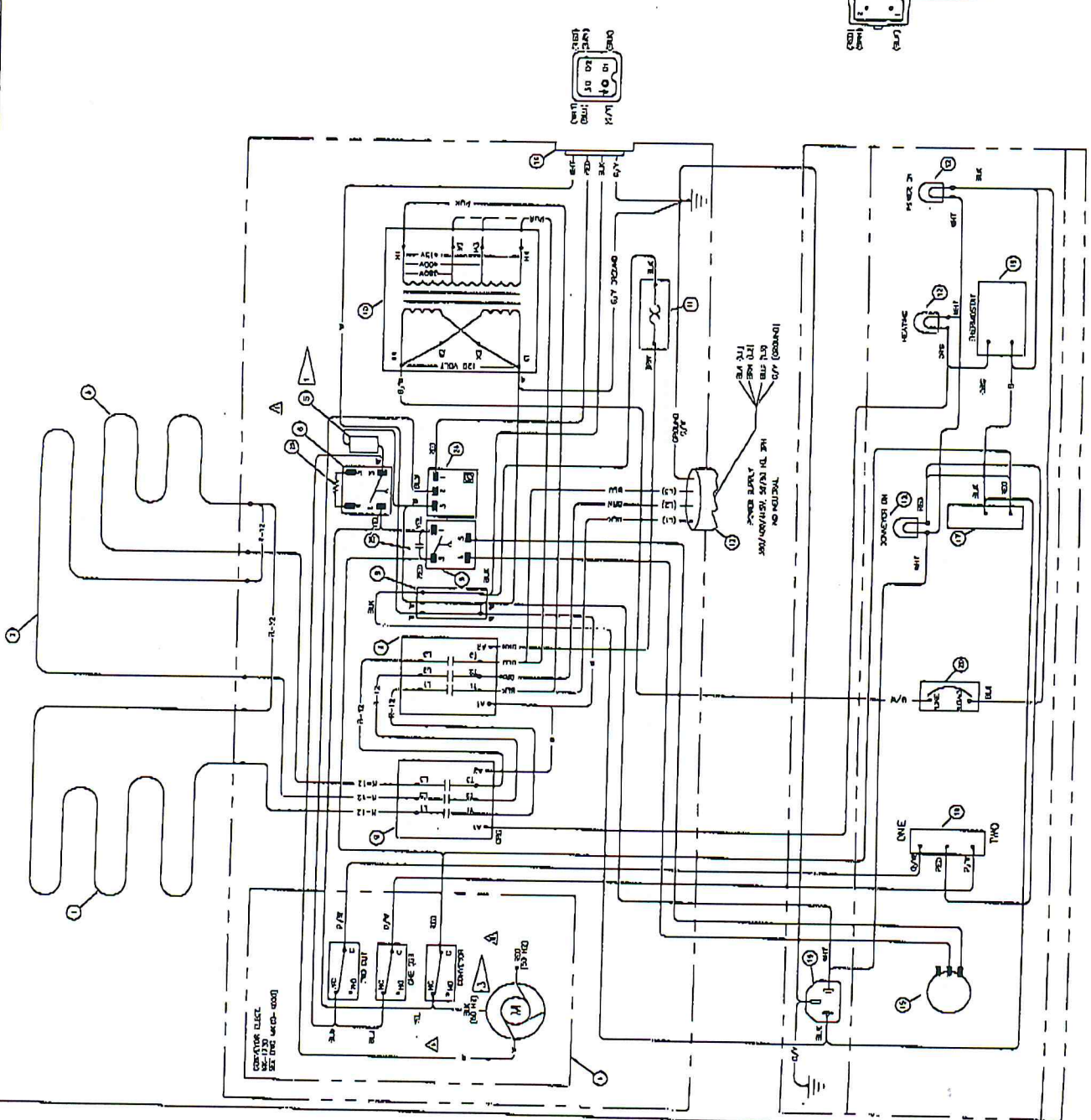
REV	DATE	BY	CHKD	APP'D	DESCRIPTION
1	1/15/02	LDP			ISSUED
2	5/23/02	LDP			REVISED
3	6/07/04	LDP			REVISED

BELSHAW BROS., INC. SEATTLE, WASHINGTON
 222 BELSHAW BLVD. SEATTLE, WA 98104
 TEL: (206) 461-1111 FAX: (206) 461-1112
 WWW.BELSHAWBROS.COM
 BELSHAW BROS. IS AN EQUAL OPPORTUNITY EMPLOYER

- NOTES:
- 1 REPLACES MKNV-1121.
 - 2 CAN SUBSTITUTE MNCW-0004B M0104 & S3E-0533 CHS CHANGE GEAR COLLAR FOR DOMESTIC USE.

BOM - MK-1713, -1714

ITEM	1713	1714	DESCRIPTION
	QTY	QTY	
1	1	1	HEATER ELEMENT 1800 W @ 240 V.
2	1	1	HEATER ELEMENT 2133 W @ 240 V.
3	1	1	HEATER ELEMENT 2133 W @ 240 V.
4	1	1	HEATER ELEMENT 2133 W @ 240 V.
5	1	1	HEATER ELEMENT 2133 W @ 240 V.
6	1	1	BUZZER, 120V 50HZ
7	1	1	TIMER, DIN RAIL MOUNT
8	1	1	TERMINAL BLOCK
9	1	1	CONTACTOR, 110V DCL 3 POLE
10	1	1	TRANSFORMER, 380/400/415: 120V
11	1	1	HI TEMP LIMIT CONTROL
12	1	1	PILOT LIGHT, 125 V
13	1	1	POWER CORD, 2.5 GAU HO7RNH-4, 72" LONG
14	1	1	SOCKET ASSEMBLY
15	1	1	PUSHBUTTER ASSEMBLY, 1.5 MEG. 20K
16	1	1	SWITCH, SPST
17	1	1	THERMOSTAT
18	1	1	OUTLET
19	1	1	RESERVED
20	1	1	CIRCUIT BREAKER, 5 AMP. SECONDARY
21	1	1	RESERVED
22	1	1	COUNTER HEAD ELECTRICAL ASSY., EMP/CE
23	1	1	RESERVED
24	1	1	TIME DELAY RELAY, 5-10 SEC
25	1	1	TRANSIENT VOLTAGE SUPPRESSOR
26	1	1	RESISTOR 2 MEGOHM 1/4W



SERIAL NUMBERS:

1. MKV: SERIAL #M30,000-CN

2. MKV: SERIAL #M1000-CN

NOTES:

1. USE 105°C MACHINE TOOL WIRE

DATA TAG

MKV	380/400/415	50/60
MKV	380/400/415	50/60

VOLTS	380/400/415	50/60
HERTZ	50/60	

MKV	380/400/415	50/60
MKV	380/400/415	50/60

W/D - MKV & MKV

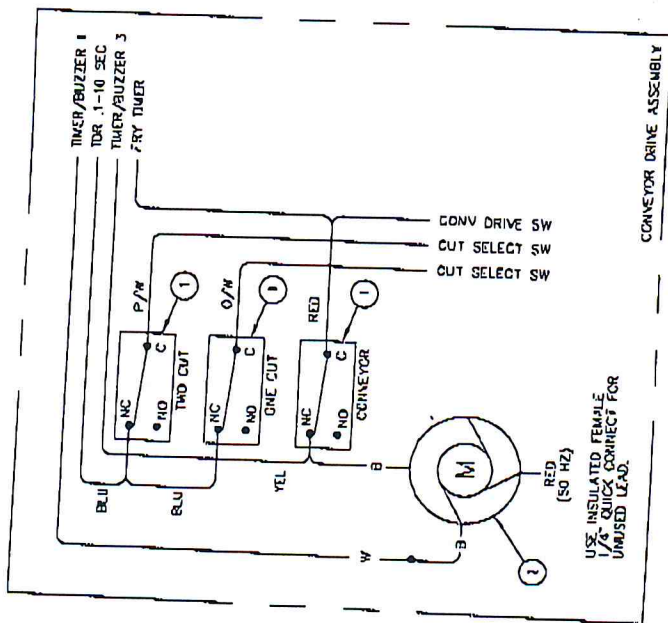
1713/400/415 UNIT 50/60HZ 1PH

BELSHAW BROS., INC.

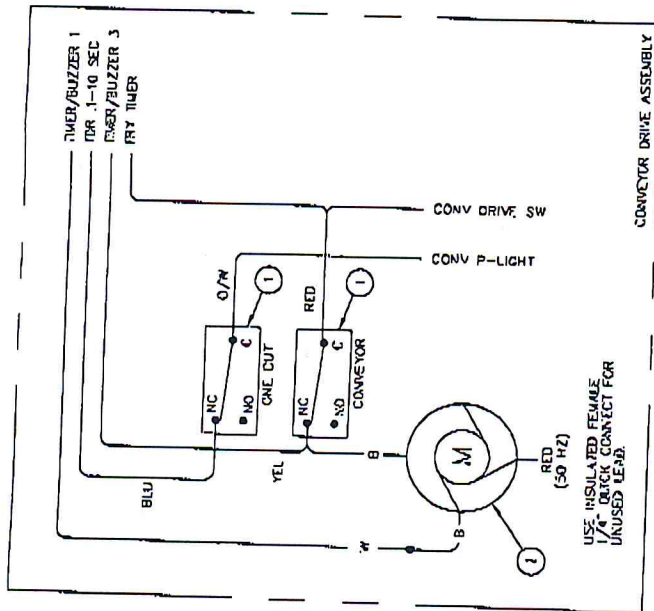
SOLE MANUFACTURER

BOM - MK-1720, -1721, -1722, -1723

ITEM	PART NO.	FWD		REV		DESCRIPTION
		STD (QTY)	FP (QTY)	STD (QTY)	FP (QTY)	
1	DR42-0048	3	2	3	2	MICROSWITCH
2	MKDW-0009	1	1			GEAR MOTOR, FORWARD
	MKVID-0046			1	1	GEAR MOTOR, REVERSE



FWD OR REV STANDARD



FWD OR REV FULL POCKET

REVISION/DATE	APP'D.

NOTES:

1. USE 18 GA. 105°C MACHINE WIRE
2. FOR MOTOR UPGRADE ONLY. SEE SK-1236

BELSHAW BROS., INC.
SEATTLE, WASHINGTON

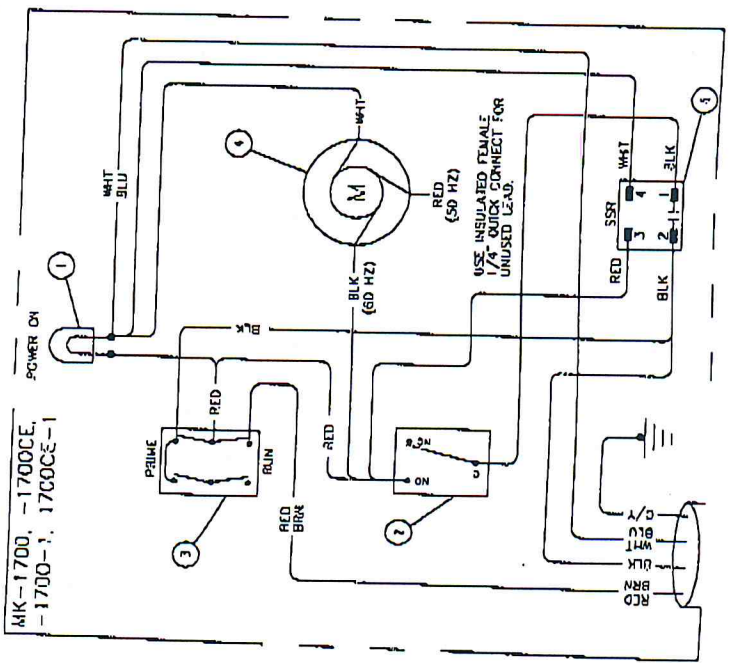
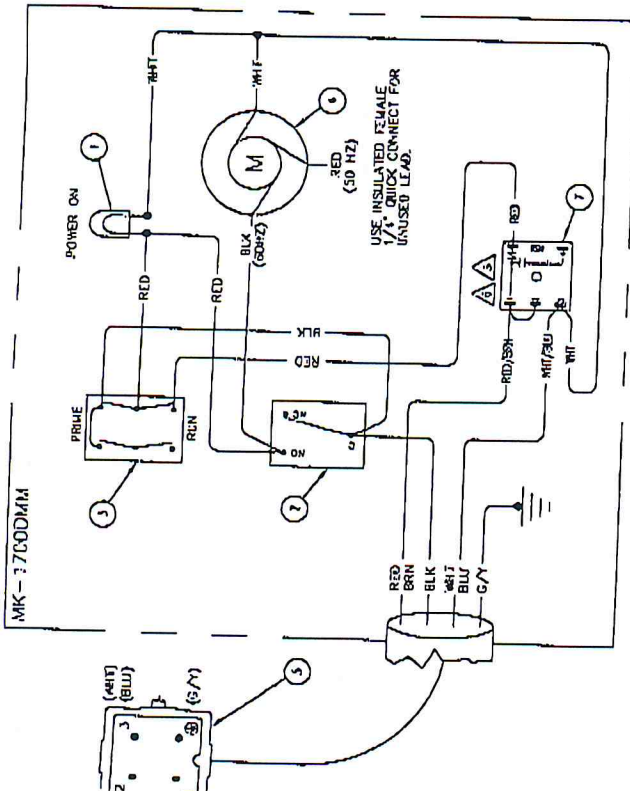
W/D - CONVEYOR DRIVE
FOR ALL MARK SYSTEMS

TITLE:

BOM - MK-1700, -1700CE, -1700-1, 1700CE-1, -1700DMM

ITEM	PART NO.	MKII & MKV		MKIIG		DESCRIPTION
		1700MM COM/EXP/CE (QTY)	1700CE DOM EXP/CE (QTY)	1700-1 DOM (QTY)	1700CE-1 EXP/CE (QTY)	
1	PLT-0002	1	1	1	1	PILOT LIGHT, 125V, WHITE
2	DR42-0048	1	1	1	1	MICROSWITCH
3	SWT-0001	1	1	1	1	TOGGLE SWITCH, DPDT (ON/OFF/MDM)
4	MTR-0065	1	1	1	1	BRAKE MOTOR, 115V, 50/60HZ, 50 RPM
	MTR-0009	1	1	1	1	BRAKE MOTOR 21/26 RPM 115V
	MK-0506-4	1	1	1	1	SIGNAL CORD ASSEMBLY
5	PLG-0500-4	1	1	1	1	SIGNAL CORD ASSEMBLY
	MK-0506-84	1	1	1	1	SIGNAL CORD ASSEMBLY
	PLG-0500-5	1	1	1	1	SIGNAL CORD ASSEMBLY
6	RELY-0020	1	1	1	1	SOLID STATE RELAY
7	TDR-0018	1	1	1	1	RELAY ON DELAY .1-10S 120V

⚠



NOTES:
1. USE 18 GA. 105°C MACHINE WIRE

3 MKI S/N W3,111-ON
MKII S/N W3F300-ON
MKV S/N W1300-ON
MKIIG S/N W200-ON

REVISION/DATE	APP'D
ECR 4667: ADD MKIIG PARTS 4/18/03	DNK
ECR 5631: ADD MK-1700DMM, OPT. ITEM #11/05/03	LCP
ECR 5493: CHG. WIRING 1700DMM 11/20/03	DNK
ECR 5576: ADD ITEM 7 12/15/03	DNK
ECR 5520: CHANGED ITEM 7 TO 634-0268 1/8/04	DAS
ECR 5520: DEL. 534-0268, REPL. WITH 634-0268	BNW 3/23/04

BELSHAW BROS., INC.
SEATTLE, WASHINGTON

W/D - CUTTER HEAD
FOR ALL MARK SYSTEMS EXCEPT MKIX
DOM/EXP/CE

SERIAL